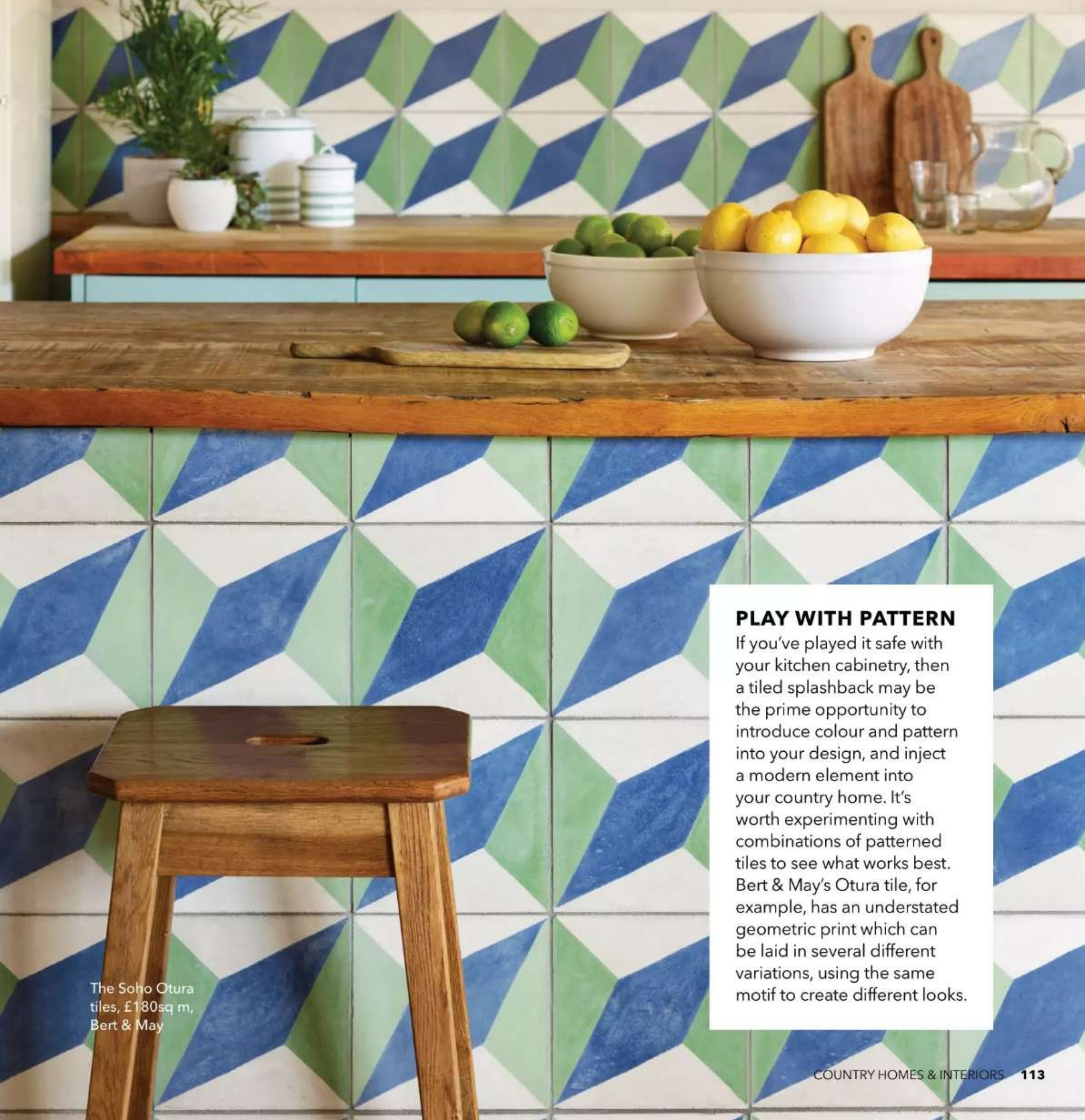


# SPLASHBACKS WITH ADDED FLASH

TURN THE HUMBLE SPLASHBACK INTO A FOCAL POINT OF YOUR KITCHEN SCHEME, WITH DESIGNS RICH IN COLOUR AND CHARACTER



## PLAY WITH PATTERN


If you've played it safe with your kitchen cabinetry, then a tiled splashback may be the prime opportunity to introduce colour and pattern into your design, and inject a modern element into your country home. It's worth experimenting with combinations of patterned tiles to see what works best. Bert & May's Otura tile, for example, has an understated geometric print which can be laid in several different variations, using the same motif to create different looks.

The Soho Otura tiles, £180sq m, Bert & May





1 Astrea Ink Blue tiles, £79sq m, Topps Tiles



2 Crimson Zellige tiles, £153.60sq m, Otto Tiles



3 East Haven chevron mosaic, £149.97sq m, Claybrook



4 Mini Moderns splashback in Whitby Denim, £354, Vlade

### 1 GLAZED OVER

Gloss-finished tiles are good at helping reflect light around the room, and can be a smart option to go for if you are choosing a dark tile as your kitchen splashback. While easy to wipe clean, the glossy surface can sometimes make smears appear more visible. These crackle glaze tiles require a BAL protective sealer prior to grouting when using contrasting grout colours, to reduce the amount of bleeding caused by the grout.

### 2 BOLD STATEMENT

'Splashbacks are a quick and easy way to update and totally transform

the look and feel of your kitchen,' says Damla Turgut, founder of Otto Tiles. 'Whether you're looking to create a harmonious addition, a bright accent or a design statement, tiles are the stylish, hygienic and durable answer, adding colour, pattern and texture.' To create a cohesive look, pick out the colours used in your chosen splashback and incorporate them into accessories.

### 3 MAKE IT MARBLE

Real marble brings a touch of luxury to a kitchen scheme, and there is plenty of fun to be had picking out different looks and patterns. It is worth noting that marble can be prone to

staining – particularly by red wine or lemon – which can be tricky to clean. Avoid premature damage by properly sealing, or consider marble-look porcelain as a practical alternative.

### 4 TOUGH LOVE

For something more robust, a vitreous enamel panel could be just the ticket. Made by the same manufacturers as the iconic London Underground signs, Vlade splashbacks won't crack or discolour and are highly heat and chemical resistant. And while they can make custom designs and finishes, the brand's collaboration with Mini Moderns is a firm favourite of ours.

“ SPLASHBACK TILES HAVE BECOME A STATEMENT FEATURE IN THE OVERALL DESIGN OF A KITCHEN ”

LOUISA MORGAN, MANDARIN STONE

### TOUCH OF CHARM

'Splashback tiles have become a statement feature and a key element in the overall visual design of a kitchen and therefore worth careful researching at the initial design process,' advises Louisa Morgan, creative director at Mandarin Stone. 'Add charm and character with these handmade decorative terracotta tiles that feature a beautiful painted pattern, a perfect choice to give a delicate, rustic feel to any wallcovering.'

Bazaar Moulin glazed terracotta tiles, £166.40sq m, Mandarin Stone



## NEED TO KNOW... KITCHEN SPLASHBACKS

#### MATERIAL MATTERS

'The material you opt for connects your worktops and cabinetry,' says Ben Burbidge, managing director at Kitchen Makers. 'Ensure it's fit for purpose; your splashback should be waterproof and heatproof if it is near the oven.'

#### POWER IN PATTERN

'A striking splashback creates instant wow factor,' says Hamish Smith, creative director at Sarsen Stone Group. 'Think about layout: if you are going for a metro tile, you could look at brick-bond, vertical stacking or herringbone.'

#### COLOUR COORDINATE

'Choose whether your splashback is a focal point or a harmonious piece,' says Emma Britton, decorative glass designer. 'Make sure the colours, textures and shapes in the room are reflected in your design for a cohesive look.'


#### DO IT YOURSELF

Tiles can be a cost-efficient way to upgrade a kitchen, especially if you're inclined towards a little DIY. 'A new splashback could be done in a weekend but gives your kitchen years of new life,' says Damla Turgut, founder at Otto Tiles.





**5** Dyrham Dairy tiles, The National Trust collection, Sarsen Stone Group, £90 for nine decors, Artisans of Devizes



**6** Volcanic tiles from Sicily. Martin Moore kitchens start from £35,000



**7** Simply Burbidge Barnes kitchen, from £7,500, Burbidge



**8** Crackle metro tiles, £12.50 per tile, deVOL

## 5 DELFT DESIGNS

Easy to wipe clean while also looking elegant, hand-painted ceramics can tell a story through each tile. These Dyrham Dairy designs from Sarsen Stone Group were influenced by the beautiful blue and white delft tiles that can still be seen in the dairy of Dyrham Park, near Bath. Other patterns in the collection include Field and Oak Leaf corners which help break up the decoration.

## 6 REFLECTION FACTOR

Mirrors are a useful addition in dark, small spaces as they help bounce light around the space - so using a mirrored surface as a splashback

behind a hob will brighten up a cooking zone. We love how this Martin Moore design sits among a combination of glazed tiles, a quartz worktop and dark cabinetry, as the varying colours and textures create an interesting and detailed finish.

## 7 TASTEFUL TEXTURES

Three-dimensional tiles add visual interest, though are slightly trickier to clean so may be better alongside a worktop than directly behind a hob. 'Stone can be used to emulate a farmhouse look,' explains Ben Burbidge, managing director at Kitchen Makers. 'Available as granite, marble and numerous others, this

material's natural properties make it durable and long lasting but it will need to be sealed once installed to ensure it's waterproof,' he adds.

## 8 SUBWAY SYSTEM

Metro, or subway, tiles are a country classic - and often the best option when investing in kitchen design. 'To create a home that feels special is simple if you only buy things that are well made, with well chosen materials,' says Helen Parker, creative director at deVOL. 'There is nothing more appealing than quality, nothing more influential than restraint and nothing more impressive than a home full of things with soul and history,' she adds.



# Kitchen taps

COMPLETE YOUR SINK AREA WITH A STYLISH MIXER



**Opt for a copper finish.**  
Bayenne Monobloc in Century Copper, £508, Abode



**Keep it smart and sleek.**  
Atrio kitchen tap in Chrome, £539, Grohe



**Choose a vintage-style design.**  
Putney Bridge tap in Antique Brass, £353, Caple



**Be bold with black.**  
Tinkisso kitchen tap in Black, £89.99, Dowsing and Reynolds



**Spray down with a pull-out hose.**  
Archpro Coil single mixer tap in Chrome, £338, Blanco



**Look out for an L-shape.**  
Classic Fusion square in Patina Brass, from £1,790, Quooker



**Go for classic country style.**  
Cotswold tap in SilkSteel, £412, Franke



**Get an all-in-one.**  
3N1 L-shape steaming tap in Brushed Gold, around £1,000, InSinkErator



**Pick a smart pewter look.**  
Polaris 1937 3-in-1 instant hot tap in Pewter, £1,259.76, Perrin & Rowe